

Lecture

Navigation Mathematics: Other Descriptions of Orientation

EE 565: Position, Navigation and Timing

Lecture Notes Update on January 30, 2018

Kevin Wedeward and Aly El-Osery, Electrical Engineering Dept., New Mexico Tech
In collaboration with
Stephen Bruder, Electrical & Computer Engineering, Embry-Riddle Aeronautical University

_____ .1

Lecture Topics

Contents

1	Review	1
2	Roll-Pitch-Yaw Angles	2
3	Angle-Axis	3
4	Quaternions	6

_____ .2

1 Review

Review

Rotation Matrices R, C

- Notation to be adopted:
 - C represents an orientation
 - R represents a rotation
- Sequence of rotations can be composed via multiplication of rotation matrices
 - rotations about relative axis \Rightarrow post-/right-multiply

$$C_{final} = C_{initial}R$$

- rotations about fixed axis \Rightarrow pre-/left-multiply

$$C_{final} = RC_{initial}$$

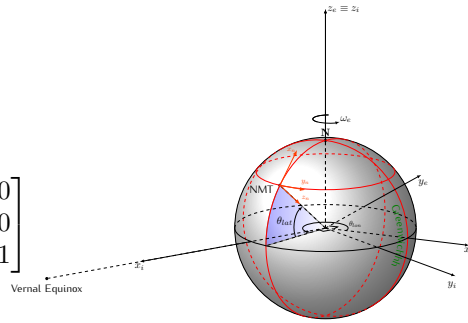
- $3 \times 3 = 9$ elements with 6 constraints \Rightarrow 3 parameters are sufficient to describe orientation

_____ .3

Review - Example

What is orientation of ECEF frame resolved in ECI frame, i.e. C_e^i ?

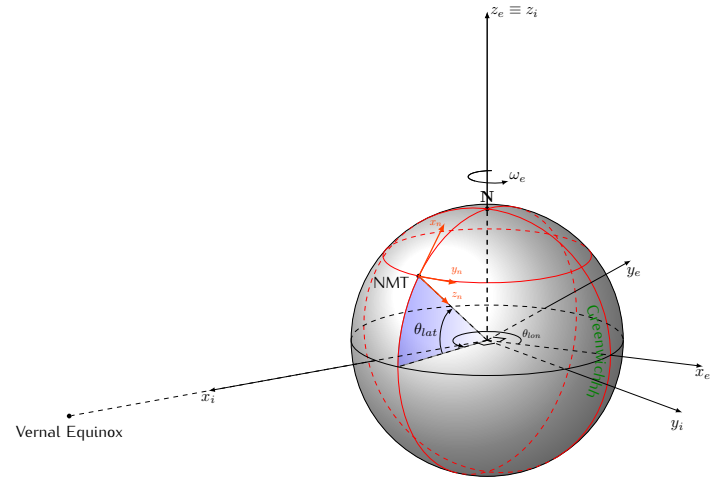
$$C_e^i = R_{z, \theta_{ie}} = \begin{bmatrix} \cos \theta_{ie} & -\sin \theta_{ie} & 0 \\ \sin \theta_{ie} & \cos \theta_{ie} & 0 \\ 0 & 0 & 1 \end{bmatrix}$$



What is θ_{ie} ? angle from frame $\{i\}$ to frame $\{e\}$; here $\theta_{ie} = \omega_{ie}(t - t_0)$

.4

Review - Example



What is the nav frame resolved in the ECEF frame, i.e. C_n^e ?

.5

2 Roll-Pitch-Yaw Angles

Roll-Pitch-Yaw Angles

Roll-Pitch-Yaw angles

- often used to represent orientation of aircraft
- three angles (ϕ , θ , ψ) that represent the sequence of rotations about the x -, y - and z -axes of a fixed frame
- given angles (ϕ , θ , ψ), equivalent rotation matrix can be found via

$$\begin{aligned} C_{RPY} &= R_{z, \psi} R_{y, \theta} R_{x, \phi} \\ &= \begin{bmatrix} c_\psi & -s_\psi & 0 \\ s_\psi & c_\psi & 0 \\ 0 & 0 & 1 \end{bmatrix} \begin{bmatrix} c_\theta & 0 & s_\theta \\ 0 & 1 & 0 \\ -s_\theta & 0 & c_\theta \end{bmatrix} \begin{bmatrix} 1 & 0 & 0 \\ 0 & c_\phi & -s_\phi \\ 0 & s_\phi & c_\phi \end{bmatrix} \\ &= \begin{bmatrix} c_\theta c_\psi & c_\psi s_\theta s_\phi - c_\phi s_\psi & c_\phi c_\psi s_\theta + s_\phi s_\psi \\ c_\theta s_\psi & c_\phi c_\psi + s_\theta s_\phi s_\psi & c_\phi s_\theta s_\psi - c_\psi s_\phi \\ -s_\theta & c_\theta s_\phi & c_\theta c_\phi \end{bmatrix} \end{aligned}$$

.6

Roll-Pitch-Yaw Angles

Given a rotation matrix that describes a desired orientation

$$C_{desired} = \begin{bmatrix} C_{11} & C_{12} & C_{13} \\ C_{21} & C_{22} & C_{23} \\ C_{31} & C_{32} & C_{33} \end{bmatrix}$$

Roll-Pitch-Yaw angles (ϕ , θ , ψ) can be found (the inverse solution) by equating combinations of terms

$$\begin{bmatrix} c_\psi c_\phi & c_\psi s_\theta s_\phi - c_\phi s_\psi & c_\phi c_\psi s_\theta + s_\phi s_\psi \\ c_\theta s_\psi & c_\phi c_\psi + s_\theta s_\phi s_\psi & c_\phi s_\theta s_\psi - c_\psi s_\phi \\ -s_\theta & c_\theta s_\phi & c_\theta c_\phi \end{bmatrix} = \begin{bmatrix} C_{11} & C_{12} & C_{13} \\ C_{21} & C_{22} & C_{23} \\ C_{31} & C_{32} & C_{33} \end{bmatrix}$$

$$\frac{C_{21}}{C_{11}} = \frac{c_\theta s_\psi}{c_\theta c_\psi} = \tan(\psi)$$

_____ .7

Roll-Pitch-Yaw Angles

$$\begin{bmatrix} c_\theta c_\psi & c_\psi s_\theta s_\phi - c_\phi s_\psi & c_\phi c_\psi s_\theta + s_\phi s_\psi \\ c_\theta s_\psi & c_\phi c_\psi + s_\theta s_\phi s_\psi & c_\phi s_\theta s_\psi - c_\psi s_\phi \\ -s_\theta & c_\theta s_\phi & c_\theta c_\phi \end{bmatrix} = \begin{bmatrix} C_{11} & C_{12} & C_{13} \\ C_{21} & C_{22} & C_{23} \\ C_{31} & C_{32} & C_{33} \end{bmatrix}$$

$$\frac{C_{32}}{C_{33}} = \frac{c_\theta s_\phi}{c_\theta c_\phi} = \tan(\phi)$$

$$\begin{bmatrix} c_\theta c_\psi & c_\psi s_\theta s_\phi - c_\phi s_\psi & c_\phi c_\psi s_\theta + s_\phi s_\psi \\ c_\theta s_\psi & c_\phi c_\psi + s_\theta s_\phi s_\psi & c_\phi s_\theta s_\psi - c_\psi s_\phi \\ -s_\theta & c_\theta s_\phi & c_\theta c_\phi \end{bmatrix} = \begin{bmatrix} C_{11} & C_{12} & C_{13} \\ C_{21} & C_{22} & C_{23} \\ C_{31} & C_{32} & C_{33} \end{bmatrix}$$

$$\frac{-C_{31}}{\sqrt{C_{32}^2 + C_{33}^2}} = \frac{-(-s_\theta)}{\sqrt{c_\theta^2 (s_\phi^2 + c_\phi^2)}} = \frac{s_\theta}{c_\theta} = \tan(\theta)$$

_____ .8

3 Angle-Axis

Angle-Axis

Angle-Axis

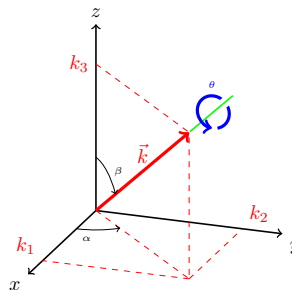
- one rotation about general axis will be used to describe orientation, so **does not** have the “rotation in sequence” issue
- rotation matrix C can be realized via rotation away from initial frame by angle θ about appropriately chosen axis $\vec{k} = [k_1, k_2, k_3]^T$ of rotation
- assume \vec{k} is a unit vector

_____ .9

Angle-Axis

- Rotation matrix can be derived by rotating one of the principal axis (x , y , or z) onto the vector \vec{k} , performing a rotation of θ , and finally undoing the original changes.
- Common sequence is

$$R_{\vec{k}, \theta} = \underbrace{R_{z, \alpha} R_{y, \beta}}_{\text{align } z \text{ with } \vec{k}} R_{z, \theta} \underbrace{R_{y, -\beta} R_{z, -\alpha}}_{\text{put frame back relative to } \vec{k}}$$



_____ .10

Angle-Axis

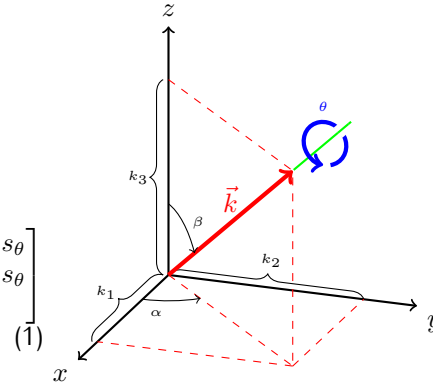
$$\sin \alpha = \frac{k_2}{\sqrt{k_1^2 + k_2^2}}, \quad \cos \alpha = \frac{k_1}{\sqrt{k_1^2 + k_2^2}}$$

$$\sin \beta = \frac{k_3}{\sqrt{k_1^2 + k_2^2}}, \quad \cos \beta = \frac{k_1}{\sqrt{k_1^2 + k_2^2}}$$

the composition of rotations becomes

Noting

$$R_{\vec{k}, \theta} = \begin{bmatrix} k_1^2 V_\theta + c_\theta & k_1 k_2 V_\theta - k_3 s_\theta & k_1 k_3 V_\theta + k_2 s_\theta \\ k_1 k_2 V_\theta + k_3 s_\theta & k_2^2 V_\theta + c_\theta & k_2 k_3 V_\theta - k_1 s_\theta \\ k_1 k_3 V_\theta - k_2 s_\theta & k_2 k_3 V_\theta + k_1 s_\theta & k_3^2 V_\theta + c_\theta \end{bmatrix} \quad (1)$$



where $\text{versin}(\theta) = V_\theta \equiv 1 - c_\theta$.

Angle-Axis - Alternate Approach

Alternate approach to development of angle-axis is to relate rotation matrix to its equivalent angle-axis pair by

$$R_{\vec{k}, \theta(t)} = e^{\kappa \theta(t)}$$

where

skew-symmetric

$$\kappa = [\vec{k} \times] = \begin{bmatrix} 0 & -k_3 & k_2 \\ k_3 & 0 & -k_1 \\ -k_2 & k_1 & 0 \end{bmatrix}$$

is the skew-symmetric matrix version of the axis vector $\vec{k} = [k_1 \quad k_2 \quad k_3]^T$ and $\kappa^T = -\kappa$.

Angle-Axis - Rodrigues Formula

- Using Taylor expansion of matrix-exponential

$$R_{\vec{k}, \theta(t)} = e^{\kappa \theta(t)} = \mathcal{I} + \kappa \theta(t) + \frac{\kappa^2 \theta^2(t)}{2!} + \frac{\kappa^3 \theta^3(t)}{3!} + \dots$$

which, after a bit of manipulation (recalling Taylor series of sine and cosine and noting $\kappa^3 = -\kappa$), can be shown to be

Rodrigues Formula

$$R_{\vec{k}, \theta(t)} = \mathcal{I} + \sin(\theta(t))\kappa + [1 - \cos(\theta(t))]\kappa^2$$

- Multiplying out the right hand side of the above equation gives us the same rotation matrix as that in Eq. 1 shown previously.

Angle-Axis to Rotation Matrix

Desired rotation matrix to (\vec{k}, θ) - the inverse problem

$$R_{\vec{k}, \theta} = \begin{bmatrix} k_1^2 V_\theta + c_\theta & k_1 k_2 V_\theta - k_3 s_\theta & k_1 k_3 V_\theta + k_2 s_\theta \\ k_1 k_2 V_\theta + k_3 s_\theta & k_2^2 V_\theta + c_\theta & k_2 k_3 V_\theta - k_1 s_\theta \\ k_1 k_3 V_\theta - k_2 s_\theta & k_2 k_3 V_\theta + k_1 s_\theta & k_3^2 V_\theta + c_\theta \end{bmatrix} = \begin{bmatrix} r_{11} & r_{12} & r_{13} \\ r_{21} & r_{22} & r_{23} \\ r_{31} & r_{32} & r_{33} \end{bmatrix} = R_{\text{desired}}$$

- find angle-axis pair (\vec{k}, θ) needed to realize desired rotation matrix
- look at trace of rotation matrix and recall $V_\theta \equiv 1 - \cos \theta$

$$\text{Tr} \left(R_{\vec{k}, \theta} \right) = [k_1^2 + k_2^2 + k_3^2] (1 - \cos \theta) + 3 \cos \theta = 1 + 2 \cos \theta$$

$$\Rightarrow \theta = \cos^{-1} \left(\frac{\text{Tr} \left(R_{\vec{k}, \theta} \right) - 1}{2} \right) = \cos^{-1} \left(\frac{r_{11} + r_{22} + r_{33} - 1}{2} \right)$$

Angle-Axis to Rotation Matrix

Now for the axis of rotation; a review of the structure suggests

$$\begin{aligned} r_{32} - r_{23} &= 2k_1 s_\theta \\ r_{13} - r_{31} &= 2k_2 s_\theta \\ r_{21} - r_{12} &= 2k_3 s_\theta \end{aligned}$$

$$\Rightarrow \vec{k} = \begin{bmatrix} k_1 \\ k_2 \\ k_3 \end{bmatrix} = \frac{1}{2s_\theta} \begin{bmatrix} r_{32} - r_{23} \\ r_{13} - r_{31} \\ r_{21} - r_{12} \end{bmatrix}$$

.15

Angle-Axis - Example

A satellite orbiting the earth can be made to point its telescope at a desired star by performing the following motions

1. Rotate about its x -axis by -30° , then
2. Rotate about its new z -axis by 50° , then finally
3. Rotate about its initial y -axis by 40° .



What

is its final orientation wrt the starting orientation?

$$\begin{aligned} C_{final}^{start} &= R(\vec{y}, 40^\circ) R(\vec{x}, -30^\circ) R(\vec{z}, 50^\circ) \\ &= \begin{bmatrix} 0.766044 & 0 & 0.642788 \\ 0 & 1 & 0 \\ -0.642788 & 0 & 0.766044 \end{bmatrix} \begin{bmatrix} 1 & 0 & 0 \\ 0 & 0.866025 & 0.5 \\ 0 & -0.5 & 0.866025 \end{bmatrix} \begin{bmatrix} 0.642788 & -0.766044 & 0 \\ 0.766044 & 0.642788 & 0 \\ 0 & 0 & 1 \end{bmatrix} \\ &= \begin{bmatrix} 0.246202 & -0.793412 & 0.55667 \\ 0.663414 & 0.663414 & 0.5 \\ -0.706588 & 0.246202 & 0.246202 \end{bmatrix} \end{aligned}$$

.16

Angle-Axis - Example

- In order to save energy it is desirable to perform this change in orientation with only one rotation — How?
- Perform a single, equivalent angle-axis rotation with

$$\theta = \cos^{-1} \left(\frac{\text{Tr}(C_{final}^{start}) - 1}{2} \right) = 76.5^\circ$$

$$\vec{k} = \frac{1}{2s_\theta} \begin{bmatrix} r_{32} - r_{23} \\ r_{13} - r_{31} \\ r_{21} - r_{12} \end{bmatrix} = \begin{bmatrix} -0.130495 \\ 0.649529 \\ 0.749055 \end{bmatrix}$$

.17

Angle-Axis - Three Parameters

Angle-Axis representation can be made three parameters via

$$\vec{K} = \theta \vec{k}$$

such that

$$\theta = \|\vec{K}\|$$

and

$$\vec{k} = \frac{\vec{K}}{\|\vec{K}\|}$$

.18

4 Quaternions

Quaternions - Singularity Problems

Euler angles, RPY angles and angle-axis consist three elements, but they are not unique, e.g., there are orientations that are represented by different Euler angles, RYP angles and angle-axis.

Quaternion

- Quaternions are 4-element representation of the rotation vectors where the additional element makes quaternions unique.
- With 4 elements quaternions have the lowest dimensionality possible for a globally nonsingular attitude representation.

.19

Quaternions

Given an angle-axis pair (θ, \vec{k}) or the corresponding rotation vector $\vec{K} = \theta\vec{k}$, a quaternion is defined as

$$\bar{q} = \begin{bmatrix} q_s \\ \vec{q} \end{bmatrix} = \begin{bmatrix} q_s \\ q_x \\ q_y \\ q_z \end{bmatrix} = \begin{bmatrix} \cos(\frac{\theta}{2}) \\ \vec{k} \sin(\frac{\theta}{2}) \end{bmatrix}$$

where

- $q_s = \cos(\frac{\theta}{2})$ is the scalar component
- $\vec{q} = [q_x, q_y, q_z]^T = \vec{k} \sin(\frac{\theta}{2})$ is the vector component
- $|\bar{q}| = \sqrt{q_s^2 + q_x^2 + q_y^2 + q_z^2} = \sqrt{(\cos(\frac{\theta}{2}))^2 + (k_1 \sin(\frac{\theta}{2}))^2 + (k_2 \sin(\frac{\theta}{2}))^2 + (k_3 \sin(\frac{\theta}{2}))^2} = 1 \Rightarrow$ a unit quaternion

.20

Quaternion to Rotation Matrix

Trig identities can be applied term-by-term to $R_{\vec{k}, \theta}$ to find $R_{\bar{q}}$.

$$\begin{aligned} r_{11} &= k_1^2 V_\theta + c_\theta \\ &= k_1^2 (1 - \cos(\theta)) + \cos(\theta) \\ &= 2k_1^2 \left(\frac{1 - \cos(\theta)}{2} \right) + \underbrace{\cos(\theta)}_{\cos^2(\frac{\theta}{2}) - \sin^2(\frac{\theta}{2})} \\ &= \cos^2(\frac{\theta}{2}) + (2k_1^2 - \underbrace{1}_{k_1^2 + k_2^2 + k_3^2}) \sin^2(\frac{\theta}{2}) \\ &= \cos^2(\frac{\theta}{2}) + (2k_1^2 - k_1^2 - k_2^2 - k_3^2) \sin^2(\frac{\theta}{2}) \\ &= \cos^2(\frac{\theta}{2}) + (k_1^2 - k_2^2 - k_3^2) \sin^2(\frac{\theta}{2}) \\ &= \underbrace{\cos^2(\frac{\theta}{2})}_{q_s^2} + \underbrace{k_1^2 \sin^2(\frac{\theta}{2})}_{q_x^2} - \underbrace{k_2^2 \sin^2(\frac{\theta}{2})}_{q_y^2} - \underbrace{k_3^2 \sin^2(\frac{\theta}{2})}_{q_z^2} \\ &= q_s^2 + q_x^2 - q_y^2 - q_z^2 \end{aligned}$$

.21

Quaternion to Rotation Matrix

$$R_{\bar{q}} = \begin{bmatrix} q_s^2 + q_x^2 - q_y^2 - q_z^2 \\ \vdots \end{bmatrix}$$

.22

Quaternion to Rotation Matrix

$$\begin{aligned}
 r_{12} &= k_1 k_2 V_\theta - k_3 s_\theta \\
 &= k_1 k_2 (1 - \cos(\theta)) - k_3 \sin(\theta) \\
 &= 2k_1 k_2 \underbrace{\left(\frac{1 - \cos(\theta)}{2}\right)}_{\sin^2\left(\frac{\theta}{2}\right)} - k_3 \underbrace{\sin(\theta)}_{2 \sin\left(\frac{\theta}{2}\right) \cos\left(\frac{\theta}{2}\right)} \\
 &= 2 \underbrace{k_1 \sin\left(\frac{\theta}{2}\right)}_{q_x} \underbrace{k_2 \sin\left(\frac{\theta}{2}\right)}_{q_y} - 2 \underbrace{\cos\left(\frac{\theta}{2}\right)}_{q_s} \underbrace{k_3 \sin\left(\frac{\theta}{2}\right)}_{q_z} \\
 &= 2(q_x q_y - q_s q_z)
 \end{aligned}$$

.23

Quaternion to Rotation Matrix

$$R_{\bar{q}} = \begin{bmatrix} q_s^2 + q_x^2 - q_y^2 - q_z^2 & 2(q_x q_y - q_s q_z) \\ \vdots & \vdots \end{bmatrix}$$

and so on ...

.24

Quaternion to Rotation Matrix

Rotation matrix from given quaternion

$$R_{\bar{q}} = \begin{bmatrix} q_s^2 + q_x^2 - q_y^2 - q_z^2 & 2(q_x q_y - q_s q_z) & 2(q_x q_z + q_s q_y) \\ 2(q_x q_y + q_s q_z) & q_s^2 - q_x^2 + q_y^2 - q_z^2 & 2(q_y q_z - q_s q_x) \\ 2(q_x q_z - q_s q_y) & 2(q_y q_z + q_s q_x) & q_s^2 - q_x^2 - q_y^2 + q_z^2 \end{bmatrix}$$

.25

Quaternion from Rotation Matrix

Quaternion from given rotation matrix

$$\begin{aligned}
 R_{\bar{q}} &= \begin{bmatrix} q_s^2 + q_x^2 - q_y^2 - q_z^2 & 2(q_x q_y - q_s q_z) & 2(q_x q_z + q_s q_y) \\ 2(q_x q_y + q_s q_z) & q_s^2 - q_x^2 + q_y^2 - q_z^2 & 2(q_y q_z - q_s q_x) \\ 2(q_x q_z - q_s q_y) & 2(q_y q_z + q_s q_x) & q_s^2 - q_x^2 - q_y^2 + q_z^2 \end{bmatrix} \\
 &= \begin{bmatrix} r_{11} & r_{12} & r_{13} \\ r_{21} & r_{22} & r_{23} \\ r_{31} & r_{32} & r_{33} \end{bmatrix} = R_{desired}
 \end{aligned}$$

$$\Rightarrow q_s = \frac{1}{2} \sqrt{1 + r_{11} + r_{22} + r_{33}} \text{ and } \vec{q} = \frac{1}{4q_s} \begin{bmatrix} r_{32} - r_{23} \\ r_{13} - r_{31} \\ r_{21} - r_{12} \end{bmatrix}$$

.26

Quaternions - Compose Rotations

Quaternions can be used to describe orientation and compose rotations like rotation matrices

- $C_b^a \Leftrightarrow \bar{q}_b^a$
- $C_f^i = R_2 R_1 R_3 \Leftrightarrow \bar{q}_f^i = \bar{q}_2 \otimes \bar{q}_1 \otimes \bar{q}_3$

.27

Quaternions - Properties

- Quaternion inverse or conjugate

$$\bar{q}^{-1} = \bar{q}^* = \begin{bmatrix} q_s \\ -q_x \\ -q_y \\ -q_z \end{bmatrix}$$

- Vector transformation (change of coordinates) Define a “pure” vector

$$\check{v} = \begin{bmatrix} 0 \\ \vec{v} \end{bmatrix}$$

then a vector \vec{v}^p written in the p -frame may be transformed to the i -frame using

$$\check{v}^i = \bar{q} \otimes \check{v}^p \otimes \bar{q}^{-1}$$

.28

Quaternions - Multiplication

Quaternion multiplication - first type \otimes

$$\bar{r} = \bar{q} \otimes \bar{p} = [\bar{q} \otimes] \bar{p} = \begin{bmatrix} q_s p_s - \vec{q} \cdot \vec{p} \\ q_s \vec{p} + p_s \vec{q} + \vec{q} \times \vec{p} \end{bmatrix}$$

where implementation via matrix multiplication achieved by defining

$$[\bar{q} \otimes] = \begin{bmatrix} q_s & -q_x & -q_y & -q_z \\ q_x & q_s & -q_z & q_y \\ q_y & q_z & q_s & -q_x \\ q_z & -q_y & q_x & q_s \end{bmatrix}$$

Note multiplication does not commute.

.29

Quaternions - Multiplication

Quaternion multiplication - second type \otimes (useful to re-order multiplication when certain factorizations and coordinatizations needed)

$$\bar{r} = \bar{q} \otimes \bar{p} = [\bar{q} \otimes] \bar{p} = \begin{bmatrix} q_s p_s - \vec{q} \cdot \vec{p} \\ q_s \vec{p} + p_s \vec{q} - \vec{q} \times \vec{p} \end{bmatrix}$$

where

$$\bar{q} \otimes \bar{p} = \bar{p} \otimes \bar{q}$$

and

$$[\bar{q} \otimes] = \begin{bmatrix} q_s & -q_x & -q_y & -q_z \\ q_x & q_s & q_z & -q_y \\ q_y & -q_z & q_s & q_x \\ q_z & q_y & -q_x & q_s \end{bmatrix}$$

.30

Quaternions - Identities

Identities for quaternions

$$\begin{aligned} [\bar{q}^{-1} \otimes] &= [\bar{q} \otimes]^{-1} = [\bar{q} \otimes]^T \\ [\bar{q}^{-1} \otimes] &= [\bar{q} \otimes]^{-1} = [\bar{q} \otimes]^T \\ [\bar{q} \otimes] &= e^{\frac{1}{2}[\check{k} \otimes]} = \cos(\theta/2)\mathcal{I} + \frac{1}{2}[\check{k} \otimes] \frac{\sin(\theta/2)}{\theta/2} \\ [\bar{q} \otimes] &= e^{\frac{1}{2}[\check{k} \otimes]} = \cos(\theta/2)\mathcal{I} + \frac{1}{2}[\check{k} \otimes] \frac{\sin(\theta/2)}{\theta/2} \\ [\bar{q} \otimes][\bar{q} \otimes]^{-1} &= [\bar{q} \otimes]^{-1}[\bar{q} \otimes] = \begin{bmatrix} 1 & 0 \\ 0 & \mathcal{T}(\bar{q}) \end{bmatrix} \end{aligned}$$

.31

Quaternions - Identities

$$\bar{q} \otimes \bar{p} \otimes \bar{r} = (\bar{q} \otimes \bar{p}) \otimes \bar{r} = \bar{q} \otimes (\bar{p} \otimes \bar{r})$$

$$\bar{q} \otimes \bar{p} \otimes \bar{r} = (\bar{q} \otimes \bar{p}) \otimes \bar{r} = \bar{q} \otimes (\bar{p} \otimes \bar{r})$$

$$(\bar{q} \otimes \bar{p}) \otimes \bar{r} \neq \bar{q} \otimes (\bar{p} \otimes \bar{r})$$

$$(\bar{q} \otimes \bar{p}) \otimes \bar{r} \neq \bar{q} \otimes (\bar{p} \otimes \bar{r})$$

.32

The End

.33