

# EE 565: Position, Navigation and Timing

## Gyro and Accel Noise Characteristics

Aly El-Osery   Kevin Wedeward

Electrical Engineering Department, New Mexico Tech  
Socorro, New Mexico, USA

*In Collaboration with*  
Stephen Bruder

Electrical and Computer Engineering Department  
Embry-Riddle Aeronautical University  
Prescott, Arizona, USA

March 26, 2018

- Accelerometer model

$$\vec{f}_{ib}^b = \vec{f}_{ib}^b + \Delta \vec{f}_{ib}^b = \vec{b}_a + (\mathcal{I} + M_a) \vec{f}_{ib}^b + \vec{w}_a \quad (1)$$

- Gyro Model

$$\vec{\omega}_{ib}^b = \vec{\omega}_{ib}^b + \Delta \vec{\omega}_{ib}^b = \vec{b}_g + (\mathcal{I} + M_g) \vec{\omega}_{ib}^b + G_g \vec{f}_{ib}^b + \vec{w}_g \quad (2)$$

- Typically, each measures along a single sense axis requiring three of each to measure the 3-tuple vector
- Bias errors are composite of fixed bias, bias instability, and bias stability

$$b = b_{FB} + b_{BI} + b_{BS}$$

A constant in the output of a gyro in the absence of rotation, in  $^{\circ}/h$ .

A constant in the output of a gyro in the absence of rotation, in  $^{\circ}/h$ .

## Error Growth

Linearly growing error in the angle domain of  $\epsilon t$ .

A constant in the output of a gyro in the absence of rotation, in  $^{\circ}/h$ .

## Error Growth

Linearly growing error in the angle domain of  $\epsilon t$ .

## Model

Random constant.

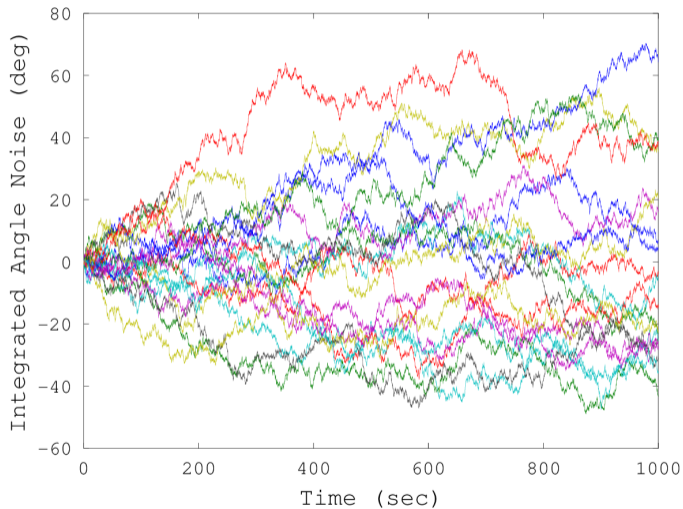
Assuming the rectangular rule is used for integration, a sampling period of  $T_s$  and a time span of  $nT_s$ .

$$\int_0^t \epsilon(\tau) d\tau = T_s \sum_{i=1}^n \epsilon(t_i) \quad (3)$$

since  $\mathbb{E}[\epsilon(t_i)] = 0$  and  $\text{Cov}(\epsilon(t_i), \epsilon(t_j)) = 0$  for all  $i \neq j$ ,  $\text{Var}[\epsilon(t_i)] = \sigma^2$

$$\mathbb{E} \left[ \int_0^t \epsilon(\tau) d\tau \right] = T_s n \mathbb{E}[\epsilon(t_i)] = 0, \forall i \quad (4)$$

$$\text{Var} \left[ \int_0^t \epsilon(\tau) d\tau \right] = T_s^2 n \text{Var}[\epsilon(t_i)] = T_s t \sigma^2, \forall i \quad (5)$$



Integrated noise resulted in zero-mean random walk with standard deviation that grows with time as

$$\sigma_{\theta} = \sigma \sqrt{T_s t} \quad (6)$$

We define *ARW* as

$$ARW = \sigma_{\theta}(1) \quad (^{\circ}/\sqrt{h}) \quad (7)$$

In terms of PSD

$$ARW(^{\circ}/\sqrt{h}) = \frac{1}{60} \sqrt{PSD((^{\circ}/h)^2/Hz)} \quad (8)$$



Integrated noise resulted in zero-mean random walk with standard deviation that grows with time as

$$\sigma_{\theta} = \sigma \sqrt{T_s t} \quad (6)$$

We define *ARW* as

$$ARW = \sigma_{\theta}(1) \quad (^{\circ}/\sqrt{h}) \quad (7)$$

In terms of PSD

$$ARW(^{\circ}/\sqrt{h}) = \frac{1}{60} \sqrt{PSD((^{\circ}/h)^2/Hz)} \quad (8)$$

## Error Growth

*ARW* times root of the time in hours.

Integrated noise resulted in zero-mean random walk with standard deviation that grows with time as

$$\sigma_{\theta} = \sigma \sqrt{T_s t} \quad (6)$$

We define *ARW* as

$$ARW = \sigma_{\theta}(1) \quad (^{\circ}/\sqrt{h}) \quad (7)$$

In terms of PSD

$$ARW(^{\circ}/\sqrt{h}) = \frac{1}{60} \sqrt{PSD((^{\circ}/h)^2/Hz)} \quad (8)$$

## Error Growth

*ARW* times root of the time in hours.

## Model

White noise.

- Due to flicker noise with spectrum  $1/F$ .
- Results in random variation in the bias.
- Normally more noticeable at low frequencies.
- At high frequencies, white noise is more dominant.

- Due to flicker noise with spectrum  $1/F$ .
- Results in random variation in the bias.
- Normally more noticeable at low frequencies.
- At high frequencies, white noise is more dominant.

## Error Growth

Variance grows over time.

- Due to flicker noise with spectrum  $1/F$ .
- Results in random variation in the bias.
- Normally more noticeable at low frequencies.
- At high frequencies, white noise is more dominant.

## Error Growth

Variance grows over time.

## Model

First order Gauss-Markov.

A constant deviation in the accelerometer from the true value, in  $m/s^2$ .

A constant deviation in the accelerometer from the true value, in  $m/s^2$ .

### Error growth

Double integrating a constant bias error of  $\epsilon$  results in a quadratically growing error in position of  $\epsilon t^2/2$ .

A constant deviation in the accelerometer from the true value, in  $m/s^2$ .

### Error growth

Double integrating a constant bias error of  $\epsilon$  results in a quadratically growing error in position of  $\epsilon t^2/2$ .

### Model

Random constant.



Integrating accelerometer output containing white noise results in velocity random walk (VRW) ( $m/s/\sqrt{h}$ ). Similar to development of ARW, if we double integrate white noise we get

$$\iint_0^t \epsilon(\tau) d\tau d\tau = T_{s,sensor}^2 \sum_{i=1}^n \sum_{j=1}^i \epsilon(t_j) \quad (9)$$

Integrating accelerometer output containing white noise results in velocity random walk (VRW) ( $m/s/\sqrt{h}$ ). Similar to development of ARW, if we double integrate white noise we get

$$\iint_0^t \epsilon(\tau) d\tau d\tau = T_{s,sensor}^2 \sum_{i=1}^n \sum_{j=1}^i \epsilon(t_j) \quad (9)$$

## Error Growth

Computing the standard deviation results in

$$\sigma_p \approx \sigma t^{(3/2)} \sqrt{\frac{T_s}{3}} \quad (10)$$

Integrating accelerometer output containing white noise results in velocity random walk (VRW) ( $m/s/\sqrt{h}$ ). Similar to development of ARW, if we double integrate white noise we get

$$\iint_0^t \epsilon(\tau) d\tau d\tau = T_{s,sensor}^2 \sum_{i=1}^n \sum_{j=1}^i \epsilon(t_j) \quad (9)$$

## Error Growth

Computing the standard deviation results in

$$\sigma_p \approx \sigma t^{(3/2)} \sqrt{\frac{T_s}{3}} \quad (10)$$

## Model

White noise.

## Error growth

Grows as  $t^{5/2}$ .

## Error growth

Grows as  $t^{5/2}$ .

## Model

First order Gauss-Markov.

It is a time domain analysis techniques designed originally for characterizing noise in clocks. It was first proposed by David Allan in 1966.

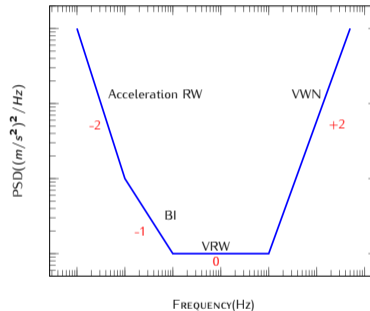
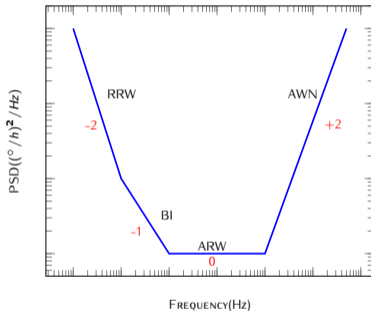
- 1 Divide your  $N$ -point data sequence into adjacent windows of size  $n = 1, 2, 4, 8, \dots, M \leq N/2$ .
- 2 For every  $n$  generate the sequence

$$y_j(n) = \frac{x_{nj} + x_{nj+1} + \dots + x_{nj+n-1}}{n}, \quad j = 0, 1, \dots, \left[ \frac{N}{n} \right] - 1 \quad (11)$$

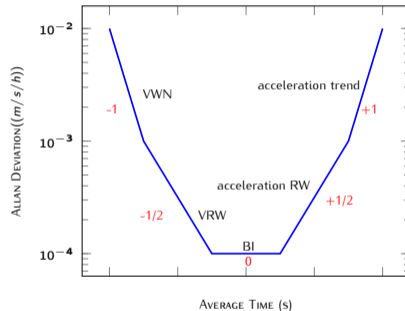
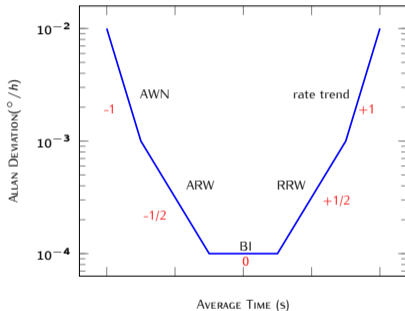
- 3 Plot log-log of the Allan deviation which is square root of

$$\sigma_{Allan}^2(nT_s) = \frac{1}{2(N-1)} \sum_{j=1}^{N-1} (y_j - y_{j-1})^2 \quad (12)$$

versus averaging time  $\tau = nT_s$







Noise Type	AV $\sigma^2(\tau)$	PSD (2-sided)
Quantization Noise	$3\frac{\alpha^2}{\tau^2}$	$(2\pi f)^2 \alpha^2 T_s$
Angle/Velocity Random Walk	$\frac{\alpha^2}{\tau}$	$\alpha^2$
Flicker Noise	$\frac{2\alpha^2 \ln(2)}{\pi}$	$\frac{\alpha^2}{2\pi f}$
Angular Rate/Accel Random Walk	$\frac{\alpha^2 \tau}{3}$	$\frac{\alpha^2}{(2\pi f)^2}$
Ramp Noise	$\frac{\alpha^2 \tau^2}{2}$	$\frac{\alpha^2}{(2\pi f)^3}$